

Included:



Installation strapping



Floor sensor



Floor Heating System - Free Cable

CAG Series

Features

Installation

- Never cut or shorten the heating cable.
- For indoor applications only.
- On concrete slab or plywood subfloor.

Warranty

- 1-year against defects
- 25-year on the heating cable.

Application

- Kitchen, bathroom, entrance way, family room, living room.

Models

Product # 120V	Product # 240/208V ¹	Watts	Installation Strapping ² (included) Covered Surface Depending on Spacing ³				Amp. 120V	Amp. 240/ 208V	Length		Packaging Dimensions					
			3" (76 mm)		4" (102 mm)				ft.	m	in.	mm	in.	mm	in.	mm
			12W/sq. ft.	130W/sq. m	9W/sq. ft.	100W/sq. m										
085CAG120	-	85	8.0	0.7	11.0	1.0	0.71	-	32	9.75	16 5/8	422	5 7/16	138	16 7/8	418
0120CAG120	-	120	10.0	0.9	13.0	1.2	1.00	-	40	12.19	16 5/8	422	5 7/16	138	16 7/8	418
0150CAG120	-	150	13.0	1.2	17.0	1.6	1.25	-	53	16.15	16 5/8	422	5 7/16	138	16 7/8	418
0170CAG120	0170CAG240	170	15.5	1.4	20.5	1.9	1.42	0.70	61	18.59	16 5/8	422	5 7/16	138	16 7/8	418
0240CAG120	0240CAG240	240	20.0	1.9	26.5	2.5	2.00	1.00	80	24.38	16 5/8	422	5 7/16	138	16 7/8	418
0300CAG120	0300CAG240	300	25.5	2.3	33.5	3.1	2.50	1.25	101	30.78	16 5/8	422	5 7/16	138	16 7/8	418
0360CAG120	0360CAG240	360	30.0	2.8	40.0	3.7	3.00	1.50	120	36.58	16 5/8	422	5 7/16	138	16 7/8	418
0420CAG120	0420CAG240	420	35.5	3.3	47.0	4.4	3.50	1.75	141	42.98	16 5/8	422	5 7/16	138	16 7/8	418
0475CAG120	0475CAG240	475	40.0	3.7	53.5	5.0	3.96	1.98	160	48.77	16 5/8	422	5 7/16	138	16 7/8	418
0600CAG120	0600CAG240	600	50.0	4.6	66.5	6.2	5.00	2.50	200	60.96	16 5/8	422	5 7/16	138	16 7/8	418
0720CAG120	0720CAG240	720	60.0	5.6	80.0	7.4	6.00	3.00	240	73.15	16 5/8	422	5 7/16	138	16 7/8	418
0840CAG120	0840CAG240	840	70.0	6.5	93.5	8.7	7.00	3.50	280	85.34	16 5/8	422	5 7/16	138	16 7/8	418
0960CAG120	0960CAG240	960	80.0	7.4	106.5	9.9	8.00	4.00	320	97.54	16 5/8	422	5 7/16	138	16 7/8	418
-	1080CAG240	1080	90.0	8.4	120.0	11.1	-	4.50	360	109.73	16 5/8	422	5 7/16	138	16 7/8	418
1140CAG120	-	1140	95.0	8.8	127	11.7	9.50	-	380	115.82	16 5/8	422	5 7/16	138	16 7/8	418
-	1200CAG240	1200	100.0	9.3	133.5	12.4	-	5.00	400	121.92	16 5/8	422	5 7/16	138	16 7/8	418
1320CAG120	-	1320	110.0	10.2	147	13.6	11.00	-	440	134.11	16 5/8	422	5 7/16	138	16 7/8	418
-	1440CAG240	1440	120.0	11.1	160.0	14.9	-	6.00	480	146.30	16 5/8	422	5 7/16	138	16 7/8	418
1450CAG120	-	1450	120.0	11.1	160.0	14.8	12.08	-	480	146.30	16 5/8	422	5 7/16	138	16 7/8	418
1500CAG120	-	1500	125.0	11.6	167	15.5	12.50	-	500	152.40	16 5/8	422	9 3/16	233	16 7/8	418
-	1600CAG240	1600	140.0	13.0	186.5	17.3	-	6.67	560	170.69	16 5/8	422	9 3/16	233	16 7/8	418
1680CAG120	-	1680	140.0	13.0	187.0	17.4	14.00	-	560	170.69	16 5/8	422	9 3/16	233	16 7/8	418
-	1920CAG240	1920	160.0	14.9	213.5	19.8	-	8.00	640	195.07	16 5/8	422	9 3/16	233	16 7/8	418
-	2280CAG240	2280	190.0	17.7	253.0	23.6	-	9.50	760	231.65	16 5/8	422	9 3/16	233	16 7/8	418
-	2640CAG240	2640	220.0	20.4	293.0	27.2	-	11.00	880	268.22	16 5/8	422	9 3/16	233	16 7/8	418
-	2900CAG240	2900	242.0	22.5	323.0	30.0	-	12.08	968	295.04	16 5/8	422	9 3/16	233	16 7/8	418
-	3000CAG240	3000	250.0	23.2	333.0	30.9	-	12.50	1000	304.80	16 5/8	422	9 3/16	233	16 7/8	418
-	3360CAG240	3360	280.0	26.0	374.0	34.7	-	14.00	1120	341.38	16 5/8	422	9 3/16	233	16 7/8	418

¹ 208V = 75% of wattage at 240V.

² Installation strapping included. The length of plastic strapping included is based on a square room with strapping every 24" (610 mm).


³ Does not represent the surface of the room but rather the surface covered by the floor heating system, excluding fixtures and other spaces to consider.

15' (4.6 m) floor sensor, 10' (3 m) cold lead and electrical fault alarm included.

Options

Product #	Description
KIT-CBL-G25	Plastic installation strapping, interlocking technique. Total length of 25 ft. (7.6 m)/kit
KIT-SP1	Repair kit





Fleeceback membrane

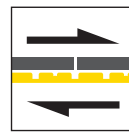



Self-adhesive membrane

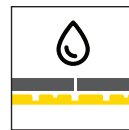
Models

Product # 120V	Product # 240/208V ¹	Watts	Membrane ² (optional) Covered Surface Depending on Spacing ³			
			3 5/8" (92 mm) ⁴ 10W/sq. ft.	0.9	3 3/4" (95 mm) 9.6W/sq. ft.	10
085CAG120	-	85	9.5	0.9	10	0.9
0120CAG120	-	120	12.0	1.1	12.5	1.2
0150CAG120	-	150	16.0	1.5	16.5	1.5
0170CAG120	0170CAG240	170	18.5	1.7	19.0	1.8
0240CAG120	0240CAG240	240	24.0	2.2	25.0	2.3
0300CAG120	0300CAG240	300	30.5	2.8	31.5	2.9
0360CAG120	0360CAG240	360	36.5	3.4	37.5	3.5
0420CAG120	0420CAG240	420	42.5	4.0	44.0	4.1
0475CAG120	0475CAG240	475	48.5	4.5	50.0	4.6
0600CAG120	0600CAG240	600	60.5	5.6	62.5	5.8
0720CAG120	0720CAG240	720	72.5	6.7	75.0	7.0
0840CAG120	0840CAG240	840	84.5	7.9	87.5	8.1
0960CAG120	0960CAG240	960	96.5	9.0	100.0	9.3
-	1080CAG240	1080	109.0	10.1	112.5	10.5
1140CAG120	-	1140	115.0	10.66	119.0	11.3
-	1200CAG240	1200	121.0	11.2	125.0	11.6
1320CAG120	-	1320	133.0	12.35	137.5	12.77
-	1440CAG240	1440	145.0	13.5	150.0	13.9
1450CAG120	-	1450	145.0	13.5	150.0	13.9
1500CAG120	-	1500	151.0	14.0	156.5	14.5
-	1600CAG240	1600	169.0	15.7	175.0	16.3
1680CAG120	-	1680	169.5	15.7	175.0	16.3
-	1920CAG240	1920	193.5	18.0	200.0	18.6
-	2280CAG240	2280	229.5	21.3	237.5	22.1
-	2640CAG240	2640	266.0	24.7	275.0	25.5
-	2900CAG240	2900	292.5	27.2	302.5	28.1
-	3000CAG240	3000	302.0	28.1	312.5	29.0
-	3360CAG240	3360	338.5	31.4	350.0	32.5

¹ 208V = 75% of wattage at 240V.
² For heating cable installation on uncoupling membrane systems, consult the membrane manufacturer's instructions to ensure that it is compatible with the use of heating cables.
³ Does not represent the surface of the room but rather the surface covered by the floor heating system, excluding fixtures and other spaces to consider.
⁴ Spacing with the NADCM membrane when the cable is installed with 3 spacing castellations.
15' (4.6 m) floor sensor, 10' (3 m) cold lead and electrical fault alarm included.



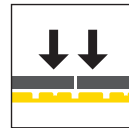
Uncoupling
Accommodates movement stresses to prevent cracked tile and grout.



Waterproofing
Protects moisture sensitive substrate materials such as plywood and OSB.



Vapor Management
Protects tile covering from damage due to excess substrate moisture.



Support/Load Distribution
Advantages of uncoupling achieved while maintaining support for the tile covering.

Options

Product #	Description
NADCM-M-80	Fleeceback uncoupling membrane in sheet, 2' 6-5/16" X 3' 3", 8.16 sq. ft., sold in box of 10 sheets
NADCM-M-150	Fleeceback uncoupling membrane in roll, 46' 9" x 3' 3", 150 sq. ft.
NADCM-S-80	Uncoupling self-adhesive membrane in sheet, 2' 6-5/16" X 3' 3", 8.16 sq. ft., sold in box of 10 sheets
NADCM-S-150	Uncoupling self-adhesive membrane in roll, 46' 9" x 3' 3", 150 sq. ft.